

Test Your Knowledge

- | | | | |
|-----------------------|-----------------------|-----------------------|------------------------------|
| A Post Servit | E Madison Clip | I Hot Box | M Street Elbow |
| B Abandon Plug | F Erickson® | J Megohmmeter® | N Loadbreak Elbow |
| C Jiffy Clip | G Lay-In Lug | K Spider® | O Inside Corner Elbow |
| D Mae West | H Frog | L Oakum | P Yo-Yo |
-



Connects two pieces of threaded rigid conduit when one piece can't be turned. Comes in aluminum, steel, malleable iron and zinc/die-cast construction in sizes from 1/2" to 5"



Described as floor plate plug inserts, these threaded plugs seal-up an unused device opening in a floor box plate. You order them in sizes from 1/2" to 2"



This is a "J" shaped grounding lug where the cable comes in from the side and just lies in the lug. The screw is tightened down and the wire is held fast. This lug can be found alone as in the GBL series or attached to a grounding bushing or some other fitting. It comes in a variety of sizes to handle different wire gauges so this part number shown is only one of several possibilities to point you in the right direction.



Called "The Round®" by industry leader Honeywell, this single pole - double throw low 24 volt heating & cooling thermostat is a beige round device showing current temperature and desired temperature from 40 - 90 degrees. It works by rotating the clear plastic bezel to which a mercury switch is attached. The mercury switch is simply a glass tube with electrodes at one end. When the tube is tilted so the mercury contacts the electrodes, the circuit is completed. When it tilts away, the circuit is broken. A bimetallic coil acts as a thermometer by combining two different metals into a strip. Since they expand and contract at different rates, the coil expands or contracts in response to temperature. Depending upon the relationship of the mercury switch to the coil, the device connected to the thermostat goes on or off.




Grounds one or two cables to steel framing or tap grounds from a bus bar



This is a 50amp temporary power distribution box for construction sites both indoor and outdoor. It has a flat top and sits on legs to keep the electrical connections off the ground and mud. The typical configuration is 6 20a straight blade GFCI receptacles, a 30a twistlock and two 50a twistlocks. The part numbers vary with differing receptacle configurations.

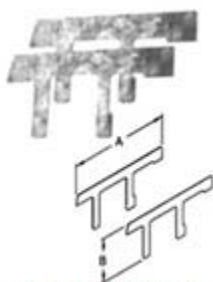


This was once used to seal the cracks between the planks of wooden hulled sailing ships. It is made by impregnating hemp fiber with tar or creosote that binds the hemp together and makes it moisture resistant. Over time, it was adopted to seal air cracks around windows and doors, plug holes that rodents and bats won't chew through and close the openings in walls and floors where cast iron plumbing pipes passes through. Today, it is a relic that is still used for the same purposes but electricians use it to seal holes around electrical piping where the code doesn't require that a firestop be used. Although not commonly used, it is still stocked in 5lb boxes and sold for those times when it is needed.



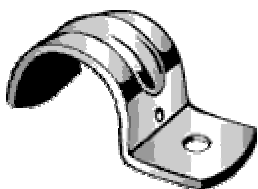
TradeSLANG #173

Tests the condition of wire insulation and the presence of shorts



TradeSLANG #38

Holds gem box in sheetrock by offering counter pressure to the box ears.




This product has been around since the beginning days of conduit and is used to secure the flexible or EMT conduit to the wall surface. According to their website "Founded in 1894, Minerallac developed and patented many of the most common parts used in electrical construction today. This includes the Standard Conduit Hanger in 1904 and the one-hole strap "???" in 1913"



TradeSLANG #20

Steel conduit hanger with bolt used to secure rigid or thinwall (EMT) conduit to threaded rod, insulator supports or directly to the mounting surface. Originally invented by Minneralac in 1904 as the Standard Conduit Hanger. Comes in sizes from 1/2" through 5" holding either EMT or RIGID.



TradeSLANG #195

This is typically used to terminate and switch power to a 200amp transformer while under load. A shotgun stick is used to make and break this contact. Deadbreaks are the same thing except they are required on 600amp loads and the term dead comes from the fact that the transformer (load) be turned off prior to engaging or dis-engaging the elbow. Either of these two devices are inserted into a Universal Bushing Well which is a fancy way of saying a receptacle for the device. These wells are mounted to the transformer or sectionalizing cabinet and provide the means to complete the connection



TradeSLANG #254

When you need to run EMT along the wall and make an "L" on the inside corner of the wall with access to the wire inside, the Inside Corner Elbow is the fitting for the job. The top screws off for access to the wires inside and the set screws connect the fitting to the conduit. Available in 1/2" and 3/4"



TradeSLANG #224

Device that a piece of 1/2" through 4" PVC is put into so it can be heated to the point where it can be bent for offsets, saddles, bends, etc. As compared to the PVC BLANKET, this unit bends a longer section of pipe and covers a wider range of sizes in one product. The PVC BLANKET, however, is smaller and more portable. To make bends, the electrician puts in the pipe, powers on the unit, rotates the pipe while it heats-up and waits for the pipe to become flexible. The pipe is then removed from the unit and bent into the appropriate shape.



TradeSLANG 186

This Walker Headerduct accessory is a flat elbow, which connects round conduit to a cell in the cellular floor deck system or directly to the headerduct itself. It comes in three sizes 3/4", 1-1/4", 1-1/2" and 2". As a note: Headerduct is normally installed above and at right angles to the cells but this product can connect to either/or.